

# FloorCare

Product Range 2021



**Numatic**



# FloorCare

Innovative, Reliable and Effective Floorcare Solutions

## Contents

|                                 |       |                                |       |                        |       |
|---------------------------------|-------|--------------------------------|-------|------------------------|-------|
| Hurricane Rotary Floor Machines | 4-6   | TwinTec Mains                  | 12-15 | Ride-on Floor Machines | 28-31 |
| NuShine Rotary Floor Machine    | 7     | NX300 Battery                  | 16    | Accessories            | 32-35 |
| NuSpeed Rotary Floor Machines   | 8-9   | TwinTec Battery                | 17-25 |                        |       |
| Nu-Assist                       | 10-11 | Compact Ride-on Floor Machines | 26-27 |                        |       |



**TRG720**  
Page 28/29

**NEW**  
**TTB1840NX**  
Page 17

**HFT1530G**  
Page 6

**NEW**



**TTB1840NX**

Equipped with new NX300 36V Battery Technology, delivering 300Wh energy storage capacity and 60 mins of consistent powerful cleaning.

**TT4045G**  
Page 14

Cleaning is a **big responsibility**. We are living in an era where we are compelled to do more, **higher quality, consistent cleaning** to keep our employees, customers and the public safe.

**Numatic FloorCare delivers consistent professional results in even the most demanding environments, with innovative, reliable and effective solutions driving increased productivity levels.**





# HFM1015G Floor Machine

The HFM1015G 150rpm machine is equipped with the 1000W Hurricane motor providing a light-weight and economical solution.

All Hurricane models incorporate our ATC, Automatic Torque Control, monitoring and balancing operational power input throughout the cleaning cycle.

**BUILT to Last**  
Powerful, heavy-duty Hi-Cool 1000W long-life motor.

**PERFORMANCE You Can Trust**  
Long-life, low-load, oil filled planetary gearbox delivers seamless power transmission to the floor, ensuring excellent results.

**POWERFUL CLEANING Results**  
User-friendly features offers power, convenience and efficiency.

**USER Comfort**  
Find the perfect working position with fully adjustable handle.

**WIDE RANGE of Accessories**  
A wide range of accessories available for all applications. (See page 32-34).



Large Solution Tank Option



Planetary Gearbox



NuLoc2 Pad Drive System Option (See page 32)



HFM1015G

Brush Speed **150rpm**  
• Scrubbing

|                       |              |
|-----------------------|--------------|
| Model                 | HFM1015G     |
| Motor (W)             | 1000         |
| Deck (MM)             | 450          |
| Brush (MM)            | 450          |
| Pad (MM)              | 400          |
| NET Weight (KG)       | 26.0         |
| Power (Volts AC/Hz)   | 230 / 50     |
| Brush Speed (RPM)     | 150          |
| Vacuum (DRY)          | Optional     |
| Cleaning Range (M)    | 32.0         |
| Dimensions WxLxH (MM) | 460x560x1250 |



Optional Hi-Dust Motor Filter



Simple Controls

# HFM1500G Series Floor Machine

The HFM1500G series is available in a choice of 4 different speeds, 150rpm, 230rpm, 300rpm and extra Hi-speed 450rpm.



Optional Solution Tank



Easy Plugged Cable Storage



Fully Adjustable Handle

**HFM1515G**  
Brush Speed **150rpm**  
• Scrubbing

**HFM1523G**  
Brush Speed **230rpm**  
• General Purpose

**HFM1530G**  
Brush Speed **300rpm**  
• Polishing

**HFM1545G**  
Brush Speed **450rpm**  
• Polishing

## PERFORMANCE You Can Trust

Long-life, low-load, oil filled planetary gearbox delivers seamless power transmission to the floor, ensuring excellent results.

**BUILT to Last**  
Powerful heavy-duty Hi-Cool 1500W long-life motor.

## PROFESSIONAL CLEANING Performance


With the range of speeds available, machines can be selected to cover the whole range of floor care maintenance be it scrubbing, polishing, buffing, burnishing or spray cleaning.

## USER Comfort

Find the perfect working position with fully adjustable handle.

## WIDE RANGE of Accessories

A wide range of accessories available for all applications. (See page 32-34).



Optional 10kg Additional Weight (150rpm)



For Genuine Numatic Brushes, Pads and Accessories see page 32-34

GENUINE Numatic PART

|                       |   |
|-----------------------|---|
| Model                 | HFM1515G / 1523G / 1530G / 1545G                        |
| Motor (W)             | 1500  |
| Deck (MM)             | 450   |
| Brush (MM)            | 450   |
| Pad (MM)              | 400   |
| NET Weight (KG)       | 32.0  |
| Power (Volts AC/Hz)   | 1515G / 1523G / 1530G - 230 / 50/60<br>1545G - 230 / 50 |
| Brush Speed (RPM)     | 150 / 230 / 300 / 450                                   |
| Vacuum (DRY)          | Optional  |
| Cleaning Range (M)    | 32.0  |
| Dimensions WxLxH (MM) | 460x560x1250  |



## HFT1530G Dual Speed

There are more and more applications where the floor machine must fulfil two functions literally at the “Flick of a Switch”.

### BUILT to Last

Powerful, heavy-duty Hi-Cool 1000W / 1250W long-life motor.

### PERFORMANCE You Can Trust

Incorporating ATC (Automatic Torque Control) to monitor and balance operational power input throughout the cleaning cycle.

### POWERFUL CLEANING Results

Dual speed motor offers power, convenience and efficiency.

### USER Comfort


Find the perfect working position with fully adjustable handle.

### WIDE RANGE of Accessories

A wide range of accessories available for all applications. (See page 32-34).



HFT1530G




Fully Adjustable Handle

|                       |              |
|-----------------------|--------------|
| Model                 | HFT1530G     |
| Motor (W)             | 1000 / 1250  |
| Deck (MM)             | 450          |
| Brush (MM)            | 450          |
| Pad (MM)              | 400          |
| NET Weight (KG)       | 32.0         |
| Power (Volts AC/Hz)   | 230 / 50/60  |
| Brush Speed (RPM)     | 150 / 300    |
| Vacuum (DRY)          | Optional     |
| Cleaning Range (M)    | 32.0         |
| Dimensions WxLxH (MM) | 460x560x1250 |



HFT Twin Speed Selection



Optional 10kg Additional Weight (150rpm)

## HNS1550G High Speed Burnisher

Great styling, easy control and powerful. Designed to allow for effortless performance at higher burnishing speeds.

When size and weight are a factor, the HNS offers the ideal balance.

### BUILT to Last

Powerful, heavy-duty Hi-Cool 1500W long-life motor.

### EFFORTLESS Manoeuvrability

All directional control for a consistently high standard of finish.

### POWERFUL CLEANING Results


Brush Pressure Monitor for complete control of the perfect surface finish, achieving optimum results with superior handling.

### PERFORMANCE You Can Trust

Incorporating ATC (Automatic Torque Control) to monitor and balance operational power input throughout the cleaning cycle.

### USER Comfort

Find the perfect working position with fully adjustable handle.



Brush Speed 1500rpm  
• Burnishing



Simple Load Adjustment



LCD Power / Overload Indicator

### Fully Adjustable Handle

Find the perfect working position.

### Simple Load Adjustment

Powerful cleaning results with pad pressure control and the perfect surface finish.

### Directional Castors

Effortless manoeuvrability with directional control for a consistently high-standard of finish.

### Skirt Buffer

Providing wall and door protection.

### Ease of Transit

Transport wheels for ease of transit.

HNS1550G

|                       |              |
|-----------------------|--------------|
| Model                 | HNS1550G     |
| Motor (W)             | 1500         |
| Deck (MM)             | 500          |
| Pad (MM)              | 500          |
| NET Weight (KG)       | 35.0         |
| Power (Volts AC/Hz)   | 230 / 50     |
| Brush Speed (RPM)     | 1500         |
| Pad Pressure          | Variable     |
| Cleaning Range (M)    | 32.0         |
| Dimensions WxLxH (MM) | 560x740x1260 |



# NLL332 / 415 Rotary Floor Machine

The NuSpeed LoLine will put truly usable power, convenience and efficiency in the hands of the operator, providing superb results.

### EASY Storage

Compact and lightweight design that folds flat for easy storage.

### UNRIVALLED Performance

200rpm equalling performance of bigger industrial machines.

### WIDE RANGE of Accessories

A range of accessories, pads and brushes available. (See page 32-34).

### POWERFUL CLEANING Results

User-friendly features offers power, convenience and efficiency.

### NULOC2 System

Optional pad interchange systems, quick, simple and secure.

### Easy Storage

Folds flat for compact convenience.

### Solution Tank Optional

### Wide Range of Accessories


A variety of brushes and pads are available to suit your cleaning needs.




Solution Tank Option

# NR1500S Heavy-duty Floor Machine

The NuSpeed range of professional FloorCare machines has been specifically designed to provide optimum results whatever the application.



(See page 32-34 for Full Accessories)



Planetary Gearbox



Folds Flat for Easy Storage

### BUILT to Last

Powerful, heavy-duty Hi-Cool 1500W long-life motor.

### XTRA Weight

An increase in operation weight of 40kg for Xtra powerful cleaning.

### PERFORMANCE You Can Trust

Automatic Torque Control (ATC) balances power input.

### POWERFUL CLEANING Results

User-friendly features offers power, convenience and efficiency.

### WIDE RANGE of Accessories

A wide range of accessories available for all applications. (See page 32-34).

NLL415  
Brush Speed **150**rpm  
• Lightweight  
• General Purpose

NLL332  
Brush Speed **200**rpm  
• Lightweight  
• General Purpose

Brush Speed **150**rpm  
• Heavy Duty Scrubbing

NLL332

NR1500S

Images may include optional accessories for illustration purposes.

| Model                 | NLL332       | NLL415       |
|-----------------------|--------------|--------------|
| Tank Capacity (L)     | 4            | 4            |
| Motor (W)             | 400          | 400          |
| Deck (MM)             | 330          | 400          |
| Brush (MM)            | 330          | 400          |
| Pad (MM)              | 330          | 360          |
| NET Weight (KG)       | 18.0         | 18.5         |
| Power (Volts AC/Hz)   | 230 / 50     | 230 / 50     |
| Brush Speed (RPM)     | 200          | 150          |
| Cleaning Range (M)    | 32.0         | 32.0         |
| Dimensions WxLxH (MM) | 330x540x1145 | 360x540x1145 |

| Model                 | NR1500S      |
|-----------------------|--------------|
| Motor (W)             | 1500         |
| Deck (MM)             | 450          |
| Brush (MM)            | 450          |
| Pad (MM)              | 400          |
| NET Weight (KG)       | 40.0         |
| Power (Volts AC/Hz)   | 230 / 50/60  |
| Brush Speed (RPM)     | 150          |
| Vacuum (DRY)          | Optional     |
| Cleaning Range (M)    | 32.0         |
| Dimensions WxLxH (MM) | 450x580x1250 |





# Nu-Assist Increase Cleaning Productivity

Providing training is not always straightforward and can be time-consuming, complex and costly.

The Nu-Assist App offers the benefit of online training, through a simple, versatile, and user-friendly solution, resulting in increased cleaning performance and productivity.

## Multilingual Support

With Nu-Assist on-hand, you and your team have 24/7 access to multilingual training, troubleshooting and maintenance content from any mobile device, increasing cleaning productivity across the board.



Nu-Assist delivers multilingual training, troubleshooting and maintenance content, from one convenient App.

Visit: [numatic.com/apps/nu-assist](https://numatic.com/apps/nu-assist)

## Training and Support Around the Clock

### Quick Start Guides


Don't delay and get straight to business with our quick start guides. Learn how to get your machine up and running and start achieving those high-quality cleaning results as quickly as possible.

### Maintenance Video

Find out how to effectively maintain your machine in order to ensure maximum cleaning productivity, time and time again.

### Troubleshooting Video

Got a problem with your machine? Get help whenever you need it with Nu-Assist. Our wide range of handy troubleshooting videos help you to identify and resolve problems quickly and easily, meaning less down time and more time to get the job done.



Quick Start Videos

### How it works

1. Scan the QR Code on the Machine
2. Open in App or Mobile Browser
3. View Quick Start Videos
4. Carry Out Maintenance Checklist
5. Complete Operator Training



Troubleshooting and Maintenance Videos

Auto Product Finder loads relevant training content





## TT1535G Cylinder Power Brush

Designed to be compact, easy to operate and exceptionally manoeuvrable when in use, whilst the oversized transit wheels allow easy movement to and from any specific locations.



### POWERFUL Cleaning Results

Cylinder Power Brush ensures deep, powerful cleaning results.

### USER Comfort

Easy to use operator controls and multi-directional operation.

### UNRIVALLED Performance

Walk forwards and reverse without loss of performance.

### EASE of Transit

Oversized transit wheels and swing steering for easy movement.

### COMPACT & Convenient

Compact, yet exceptionally manoeuvrable design.

TT1535G  
Brush Speed **1000**rpm  
Tank Capacity **15**L



Adjustable Water Flow



Simple Operator Controls



Easy Brush Change



Overfill Cut-off System

|                       |             |
|-----------------------|-------------|
| Model                 | TT1535G     |
| Tank Capacity (L)     | 15          |
| Motor (W)             | 1000        |
| Brush Motor (W)       | 400         |
| Brush (MM)            | 350         |
| NET Weight (KG)       | 38.0        |
| Power (Volts AC/Hz)   | 230 / 50    |
| Brush Speed (RPM)     | 1000        |
| Cleaning Range (M)    | 42.0        |
| Dimensions WxLxH (MM) | 480x750x740 |

## TT1840G Compact Mains Scrubber Dryer

The TwinTec 1840 cable machine has been designed to address the question of size, being exceptionally compact, yet with performance equal to bigger machines.



Handle Folds Flat for Easy Storage



TT1840G  
Brush Speed **150**rpm  
Tank Capacity **18**L

Tilting Deck for Easy Brush / Pad Change

### COMPACT & Convenient

Performance of a bigger machine, in a smaller, more convenient package.

### CLEAN, DRY & SAFE Floors in Minutes

Consistent, quick and high-quality cleaning results, wherever they're needed.

### OPTIMISE Productivity Everywhere

Compact and unobtrusive design for small and congested areas.

### USER-FRIENDLY Controls

Incorporating user-friendly, colour-coded controls and soft-touch dash.

### EASY Brush or Pad Change

Quickly and easily change the brush or pad one-handed.



Simple Controls



Visible Operation

Numatic **NU-Assist**

|                       |              |
|-----------------------|--------------|
| Model                 | TT1840G      |
| Tank Capacity (L)     | 18           |
| Motor (W)             | 300          |
| Brush Motor (W)       | 400          |
| Deck (MM)             | 400          |
| Brush (MM)            | 400          |
| Pad (MM)              | 360          |
| NET Weight (KG)       | 38.5         |
| Power (Volts AC/Hz)   | 230 / 50     |
| Cleaning Range (M)    | 42.0         |
| Brush Speed (RPM)     | 150          |
| Dimensions WxLxH (MM) | 520x880x1132 |



## TT4045G/4055G Walk-behind Mains Scrubber Dryer

The TwinTec mains cable range has masterful performance moving under its own brush power with amazing speed and purpose. Available with 450mm or 550mm scrub width.

### POWERFUL Cleaning Results

Powerful wet pick-up with heavy-duty Polyform tanks and TwinFlo vacuum motor.

### USER Comfort

Incorporating user-friendly controls, including simple vacuum and water switch.

### BUILT to Last

Heavy-duty Structofoam chassis construction to endure years of industrial use.

### STAY CLEANING for Longer

Huge 40L capacity, 150rpm brush speed and 450mm brush width (TT4045G) or 550mm brush width (TT4055G).

### FLEXIFILL System

Easy filling and emptying system.



## Nu-Assist



Operator Friendly Colour-coded Additional Fill and Filter Point

| Model                 | TT4045G      | TT4055G      |
|-----------------------|--------------|--------------|
| Tank Capacity (L)     | 40           | 40           |
| Motor (W)             | 1200         | 1200         |
| Brush Motor (W)       | 1500         | 1500         |
| Deck (MM)             | 450          | 550          |
| Brush (MM)            | 450          | 550          |
| Pad (MM)              | 400          | 500          |
| NET Weight (KG)       | 67.0         | 68.0         |
| Power (Volts AC / Hz) | 230 / 50     | 230 / 50     |
| Cleaning Range (M)    | 42.0         | 42.0         |
| Brush Speed (RPM)     | 150          | 150          |
| Dimensions WxLxH (MM) | 470x890x1100 | 560x935x1100 |



Fully Adjustable Handle



Tilting Deck for Easy Brush Change and Storage

## TT6650G Walk-behind Mains Scrubber Dryer

The TT6650G cable machine is a genuine workhorse providing a truly cost effective answer to big area, low cost floor maintenance.



Tilting Deck for Easy Brush / Pad Change and Storage

### PROFESSIONAL Results

Powerful wet pick-up with Polyform tanks and TwinFlo Vacuum Motor.

### USER Comfort

Simple operator controls with fully adjustable handle and FlexiFill system.

### BUILT to Last

Heavy-duty Structofoam chassis construction to endure years of industrial use.


### STAY CLEANING for Longer

Huge 60L capacity, 150rpm brush speed and 650mm brush width.

### EASY Brush or Pad Change

Quickly and easily change the brush or pad with the tilting deck.

| Model                 | TT6650G       |
|-----------------------|---------------|
| Tank Capacity (L)     | 60            |
| Motor (W)             | 1200          |
| Brush Motor (W)       | 1500          |
| Deck (MM)             | 650           |
| Brush (MM)            | 650           |
| Pad (MM)              | 600           |
| NET Weight (KG)       | 87.6          |
| Power (Volts AC / Hz) | 230 / 50      |
| Cleaning Range (M)    | 42.0          |
| Brush Speed (RPM)     | 150           |
| Dimensions WxLxH (MM) | 970x1260x1230 |



Long-life, Durable, Rust-free Stainless Steel Chassis



Operator Friendly Colour-coded Touch Point Easy to Fill with Intergrated Filter



**NEW** NX300 Pro Cordless Battery  
Professional Cordless Cleaning Connectivity



**NEW** TTB1840NX Compact Battery Scrubber Dryer

High-performance digital motor, powerful NX300 36V battery technology and precision-engineered floor tool for clean, dry and streak-free floors.

**Nu-Assist**




**COMPACT & Convenient**  
With the cleaning performance of a much bigger machine, ideal for cleaning tighter spaces and public areas.

**CLEAN, DRY & SAFE Floors in Minutes**  
Consistent, quick and high-quality cleaning results, wherever they're needed.

**SUSTAINABLE Cleaning**  
Our Centrifugal Water System ensures precise distribution across the brush or pad, delivering on cleaning performance whilst saving water.

**STAY Cleaning for Longer**  
New NX300 36V Battery Technology delivers 300Wh energy storage capacity with 60mins runtime, delivering consistent, powerful cleaning.

**FAST Charge**  
Charged and ready to go in just 1 hour. The NX300 battery packs recharge to 80% in just 1 hour.



|                       |                    |
|-----------------------|--------------------|
| Model                 | TTB1840NX          |
| Tank Capacity (L)     | 18                 |
| Motor (W)             | 100                |
| Brush Motor (W)       | 175                |
| Deck (MM)             | 400                |
| Brush (MM)            | 400                |
| Pad (MM)              | 360                |
| NET Weight (KG)       | 34.0               |
| Power (V)             | 36                 |
| Runtime (HR)          | 1                  |
| Recharge Time (HR)    | 1 - 80% / 2 - 100% |
| Brush Speed (RPM)     | 150                |
| Dimensions WxLxH (MM) | 520x850x1132       |

**Power Driving Productivity** 36V Lithium Power, Fast Charge, One Fits All



# HGB/TGB3045 Walk-behind Battery Scrubber Dryer

The 3045 is where it all started. It has been a leader for over 20 years and offers the best of both worlds with compact design and a full width cleaning capability.

## POWERFUL Cleaning

Powerful wet pick-up with heavy-duty Polyform tanks and TwinFlo vacuum motor.

## CLEAN, DRY & SAFE Floors in Minutes

Consistent, quick and high-quality cleaning results, wherever they're needed.

## CORDLESS FREEDOM, Flexibility & Safety

Total freedom, flexibility and safety of cable-free operation.

## USER-FRIENDLY Controls

Incorporating user-friendly, colour-coded controls.

## BUILT to Last

Incredibly tough and chemical resistant Structofoam moulded chassis.

Independently rated the **UK's most reliable** vacuum brand



HGB3045

HVR200

Brush Speed **100** rpm  
Tank Capacity **30** L



**User-friendly Controls**  
Simple to set up and easy to use, by any operator.

TGB3045  
Brush Speed **100** rpm  
Tank Capacity **30** L

**Polyform Tanks**  
Heavy-duty clean and dirty water tanks.

**Adjustable Floor Tool**  
Easy lifting and lowering of the precision engineered floor tool.

**Skirt Buffers**  
Providing wall and door protection.

**Clean, Dry & Safe Floors**  
Our blades deliver optimum cleaning results.

**Tilting Brush Deck**  
Easy brush / pad change and storage.

Tough professional construction that offers powerful cordless cleaning results with long-life GelTec batteries and user-friendly controls that includes clear battery meter indicator.

| Model                   | HGB3045 / TGB3045 |
|-------------------------|-------------------|
| Tank Capacity (L)       | 30                |
| Motor (W)               | 400               |
| Brush Motor (W)         | 300               |
| Deck (MM)               | 450               |
| Brush (MM)              | 450               |
| Pad (MM)                | 400               |
| NET Weight (KG)         | 90.0              |
| Power Volts (V / Ah 55) | 2x12 (24)         |
| Runtime (MIN)           | 90                |
| Recharge Time (HR)      | 10                |
| Brush Speed (RPM)       | 100               |
| Dimensions WxLxH (MM)   | 470x890x1100      |




**Nu-Assist**



# TGB4045/4055/T Walk-behind Battery Scrubber Dryer

Optimise cordless convenience with 40L capacity and 450mm or 550mm scrub width, user-friendly controls and on-board charging system help make for true versatile cleaning convenience.

Tough professional construction that offers powerful cordless cleaning results, with long-life GelTec batteries and clear battery meter indicator.



Fully Adjustable Handle

## POWERFUL Cleaning Results

Powerful wet pick-up with heavy-duty Polyform tanks and TwinFlo vacuum motor.

## CLEAN, DRY & SAFE Floors in Minutes

Consistent, quick and high-quality cleaning results, wherever they're needed.

## CORDLESS FREEDOM, Flexibility & Safety

Total freedom, flexibility and safety of cable-free operation.

## EFFORTLESS Cleaning

The TGB4055T model offers effortless cleaning with powerful traction unit, essential where inclines such as wheelchair ramps are present.


## STAY CLEANING for Longer

Huge 40L capacity, 100rpm brush speed and 450mm brush width (TGB4045) or 550mm brush width (TGB4055/T).




TGB4045  
Brush Speed 100rpm  
Tank Capacity 40L

TGB4055 / TGB4055T  
Brush Speed 100rpm  
Tank Capacity 40L



Tilting Deck for Easy Brush Change and Storage



Floor Tool Lifting Handle

## Numatic Nu-Assist

### Increase Cleaning Productivity

The Nu-Assist App offers the benefit of online training, through a simple, versatile, and user-friendly solution, resulting in increased cleaning performance and productivity.

#### How it works

1. Scan the QR Code on the Machine
2. Open in App or Mobile Browser
3. View Quick Start Videos
4. Carry Out Maintenance Checklist
5. Complete Operator Training

Visit: [numatic.com/apps/nu-assist](http://numatic.com/apps/nu-assist)



Operator Friendly Colour-coded Additional Fill and Filter Point

| Model                    | TGB4045       | TGB4055 / T   |
|--------------------------|---------------|---------------|
| Tank Capacity (L)        | 40            | 40            |
| Motor (W)                | 400           | 400           |
| Brush Motor (W)          | 300           | 300           |
| Deck (MM)                | 450           | 550           |
| Brush (MM)               | 450           | 550           |
| Pad (MM)                 | 400           | 508           |
| NET Weight (KG)          | 128.0         | 129.5 / 139.5 |
| Power Volts (V / Ah 100) | 2x12 (24)     | 2x12 (24)     |
| Runtime (HRS)            | 2.25          | 2.25 / 2.0    |
| Recharge Time (HR)       | 8             | 8             |
| Brush Speed (RPM)        | 100           | 100           |
| Dimensions WxLxH (MM)    | 470x1070x1160 | 560x1115x1160 |



# TGB6055/T Walk-behind Battery Scrubber Dryer

**Cordless convenience, with huge 60L capacity and 550mm scrub width, the TGB6055 models addresses the need for bigger capacity whilst maintaining compact design.**



**POWERFUL**  
Cleaning Results  
Powerful wet pick-up with heavy-duty Polyform tanks and TwinFlo vacuum motor.

**CLEAN, DRY & SAFE**  
Floors in Minutes  
Consistent, quick and high-quality cleaning results, wherever they're needed.

**CORDLESS FREEDOM,**  
Flexibility & Safety  
Total freedom, flexibility and safety of cable-free operation.

**USER-FRIENDLY** Features  
Incorporating user-friendly, colour-coded controls.

**VERSATILE** Convenience  
Just plug and go with convenient on-board charging system.



**Polyform Tanks**  
Heavy-duty clean and dirty water tanks.

**Skirt Buffers**  
Providing wall and door protection.

**Tilting Brush Deck**  
Easy brush / pad change and storage.

**User-friendly Controls**  
Simple to set-up and easy to use, by any operator.

TGB6055/T  
Brush Speed **100** rpm  
Tank Capacity **60** L

**Clean, Dry & Safe Floors**  
Our blades deliver optimum cleaning results.



Simple Controls



Plug-in Charger System



Easy Battery Access



FlexiFill Hose

**Nu-Assist**

| Model                 | TGB6055         | TGB6055T        |
|-----------------------|-----------------|-----------------|
| Tank Capacity (L)     | 60              | 60              |
| Motor (W)             | 400             | 400             |
| Brush Motor (W)       | 300             | 300             |
| Deck (MM)             | 550             | 550             |
| Brush (MM)            | 550             | 550             |
| Pad (MM)              | 508             | 508             |
| NET Weight (KG)       | 165.0           | 172.5           |
| Power Volts (V / Ah)  | 2x12 (24 / 100) | 2x12 (24 / 100) |
| Runtime (HRS)         | 2.25            | 2.25            |
| Recharge Time (HR)    | 8               | 8               |
| Brush Speed (RPM)     | 100             | 100             |
| Dimensions WxLxH (MM) | 560x1425x1120   | 560x1425x1120   |



# TGB8572 Walk-behind Dual Brush Scrubber Dryer

**Powerful cordless cleaning achieved with dual brush design, large 85L capacity and wide 720mm cleaning width, producing clean floors in no time at all, with less time spent on emptying and refilling!**

The dual brush design allows for increased pressure from the brushes to the floor, perfect for areas that see heavy traffic and require a deep clean.



TGB8572  
Brush Speed **150** rpm  
Tank Capacity **85** L

## POWERFUL Cleaning Results

Powerful wet pick-up with dual brush design, providing deep cleaning.

## CLEAN, DRY & SAFE Floors in Minutes

Consistent, quick and high-quality cleaning results, wherever they're needed.

## CORDLESS FREEDOM, Flexibility & Safety

Total freedom, flexibility and safety of cable-free operation.

## USER-Friendly Features

Incorporating user-friendly, colour-coded controls.

## VERSATILE Convenience

Just plug and go with convenient on-board charging system.

# Nu-Assist

## DUAL BRUSH Design

Powerful cleaning with wide-track design.



## Easy Maintenance

Easy access to batteries and fuses.



## Traction Speed Control

Set desired speed as required, depending on floor type.



## Key Ignition Switch

Simply turn the key to position 1 to get started.

## Water Flow Rate

Stay in control of how much water is required throughout the cleaning cycle.

## Emergency Stop

In an emergency, strike the stop button and the machine will be disabled.

|                          |               |
|--------------------------|---------------|
| Model                    | TGB8572       |
| Tank Capacity (L)        | 85            |
| Motor (W)                | 400           |
| Brush Motor (W)          | 600           |
| Deck (MM)                | 2 x 370       |
| Brush (MM)               | 2 x 370       |
| Pad (MM)                 | 2 x 360       |
| NET Weight (KG)          | 270.0         |
| Power Volts (V / Ah 200) | 4x12 (24)     |
| Runtime (HRS)            | 5             |
| Recharge Time (HR)       | 8-10          |
| Brush Speed (RPM)        | 150           |
| Dimensions WxLxH (MM)    | 762x1513x1144 |



Handy Bottle Holder



Floor Tool Lifting / Lowering Handle



## CRG8055 Compact Ride-on

The CRG8055 will go into places where bigger machines are not suitable and anything smaller is just too small.



### Numatic Nu-Assist

CRG8055

Brush Speed **150** rpm  
Tank Capacity **80** L

#### POWERFUL Cleaning Results

Go where bigger machines are not suitable and anything smaller is just too small.

#### CLEAN, DRY & SAFE Floors in Minutes

Consistent, quick and high-quality cleaning results, wherever they're needed.

#### COMPLETE Cleaning Control

Fully adjustable speed control and easy access to batteries and fuses.

#### PROMOTES Safety

Anti-tip system, emergency stop, horn, power-off key and hazard warning light.

#### STAY CLEANING for Longer

Huge 80L capacity, 150rpm brush speed and 550mm brush width (CRG8055) or 2 x 370mm brush width (CRG8072).

## CRG8072 Compact Dual Brush Ride-on

All the benefits of CRG compact design with added wide-track cleaning.

The CRG8072 brings all the features of the popular 8055 model with an additional 30% scrub width. The 2 x 370mm brush configuration provides an astonishing 720mm cleaning width on a ultra compact Ride-on. More cleaning... same user convenience.

CRG8072

Brush Speed **150** rpm  
Tank Capacity **80** L

#### Promotes Safety

Be easily seen and heard with the hazard warning light, horn and emergency stop button.



Hazard Warning Light

#### FlexiFill Hose

Simple and safe emptying filling with the FlexiFill hose.

#### Versatile Convenience

Just plug and go with on-board charging.

#### Simple Brush/Pad Change

Easy access for brush and pad change.

#### Anti-tip System


Take sharp turns and corners safely with the anti-tip system.

#### Powerful Cleaning

Dual 720mm Scrub Brushes.

#### DUAL BRUSH Design

Powerful cleaning with wide-track design.




|                                |                       |
|--------------------------------|-----------------------|
| Model (Ah)                     | CRG8055 - (100 / 120) |
| Tank Capacity (L)              | 80                    |
| Motor (W)                      | 400                   |
| Brush Motor (W)                | 600                   |
| Traction Drive (W)             | 400                   |
| Deck (MM)                      | 550                   |
| Brush (MM)                     | 550                   |
| Pad (MM)                       | 508                   |
| Drive Speed (KM/h)             | 6 (Max)               |
| NET Weight (KG) (Ah 100 / 120) | 188.0 / 200.0         |
| Power Volts (V / Ah 100 / 120) | 2x12 (24)             |
| Runtime (HR) (Ah 100 / 120)    | 2 / 3                 |
| Brush Speed (RPM)              | 150                   |
| Dimensions WxLxH (MM)          | 805x1460x1160         |



FlexiFill Hose



Easy Battery and Filter Access



Precision Engineered Floor Tool



Optional Caddy Kit

|                                |                       |
|--------------------------------|-----------------------|
| Model (Ah)                     | CRG8072 - (100 / 120) |
| Tank Capacity (L)              | 80                    |
| Motor (W)                      | 400                   |
| Brush Motor (W)                | 600                   |
| Traction Drive (W)             | 400                   |
| Deck (MM)                      | 720                   |
| Brush (MM)                     | 2 x 370               |
| Pad (MM)                       | 2 x 360               |
| Drive Speed (KM/h)             | 6 (Max)               |
| NET Weight (KG) (Ah 100 / 120) | 208.0 / 220.0         |
| Power Volts (V / Ah 100/120)   | 2x12 (24)             |
| Runtime (HR) (Ah 100/120)      | 2 / 3                 |
| Brush Speed (RPM)              | 150                   |
| Dimensions WxLxH (MM)          | 948x1460x1160         |



# TRG720 The All-rounder Ride-on

**Providing cordless convenience with longer runtime, 720mm scrub width and on-board charging system.**

Designed to provide long, simple and reliable service day in, day out, with powerful and professional results, whatever the environment.



TRG720  
Brush Speed **150** rpm  
Tank Capacity **120** L

### POWERFUL Cleaning Results

Powerful and professional results, whatever the environment.

### CLEAN, DRY & SAFE Floors in Minutes

Consistent, quick and high-quality cleaning results, wherever they're needed.

### COMPLETE Cleaning Control

Intuitive dashboard with operator controls and colour-coded controls.

### PROMOTES Safety

Anti-tip system, emergency stop, horn, power-off key and hazard warning light.

### ENHANCED Specification

The traction controller gives improved drivability and manoeuvrability, with a slow start/stop feature, smooth acceleration/deceleration and auto slow-down on tight turns.



#### Promotes Safety

Be easily seen and heard with the hazard warning light, horn and emergency stop button.

#### Adjustable Floor Tool

Easy lifting and lowering of the precision engineered floor tool.

#### Stay Cleaning for Longer

Less time spent emptying and refilling and more time cleaning with huge 120L capacity.



#### Simple Brush / Pad Change

Easy access for brush and pad change.

#### Clean, Dry & Safe Floors

Our blades deliver optimum cleaning results.

**120L capacity with a fixed 720mm twin brush power head, the TRG720 is ready to go.**



|                             |                      |
|-----------------------------|----------------------|
| Model (Ah)                  | TRG720 - (200 / 300) |
| Tank Capacity (L)           | 120                  |
| Motor (W) 2-Stage / 3-Stage | 400 / 600            |
| Brush Motor (W)             | 600                  |
| Deck (MM)                   | 720                  |
| Brush (MM)                  | 2 x 370              |
| Pad (MM)                    | 2 x 360              |
| Drive Speed (KM/h)          | 6 (Max)              |
| NET Weight (KG)             | 357.0 / 422.0        |
| Power Volts (V / Ah 200)    | 4x12 (24)            |
| Power Volts (V / Ah 300)    | 6x12 (24)            |
| Runtime (HR) (Ah 200 / 300) | 3.5 / 5.5            |
| Recharge Time (HR)          | 8-12                 |
| Brush Speed (RPM)           | 150                  |
| Dimensions WxLxH            | 948x1752x1385        |



Drive Wheel Protector



Easy Brush Change



Simple to Remove Filters



# TTV678G Variable Brush Width Ride-on

**True cordless convenience and customisation by choice of 3 scrubbing widths and longer runtime.**

One machine, 3 different working widths: 650, 750 and 850mm and all set with a simple selection lever. This doesn't even need tools – anybody can do it, just set the width you require and you're ready to go.

## POWERFUL Cleaning Results

3-in-1 brush system provides a choice of scrubbing widths for almost any surface.

## CLEAN, DRY & SAFE Floors in Minutes

Consistent, quick and high-quality cleaning results, wherever they're needed.

## COMPLETE Cleaning Control

Fully adjustable speed control, easy access to batteries and fuses and simple brush changes.

## PROMOTES Safety

Anti-tip, emergency stop button, horn, power off key and hazard warning light.

## USER-FRIENDLY Features

Incorporating user-friendly, colour-coded controls.



**Easy Maintenance**  
Easy access to batteries and fuses.

**Water Flow Rate / Brush Speed / Chemical Mix**  
Set automatic Water Flow Rate, Brush Speed and Chemical Mix as required, depending on floor type.

**Charger Status Light**  
Whilst the batteries are charging, clearly see the status of the charge phases.

**Key Ignition Switch**  
Simply turn the key to position 1 to get started.

**Operator Pre-sets**  
Pre-set your cleaning requirements, ready to go for the task ahead.

**Battery Meter Display**  
Whilst in use, quickly see the charge level of the batteries; when fully charged all the lights are illuminated.




**Emergency Stop**  
In an emergency, strike the stop button and the machine will be disabled.



## Numatic **NU-Assist**

### The Vario TTV678G, three brush widths in one system.

The unique arrangement of 3 independent scrubbing heads which, by virtue of a simple selection lever, can provide a choice of scrubbing widths which, with the addition of a selection of brushes and pads, can provide customised performance on almost any surface application.



|                             |                       |
|-----------------------------|-----------------------|
| Model (Ah)                  | TTV678G - (300 / 400) |
| Tank Capacity (L)           | 120                   |
| Vac Motor (W)               | 600                   |
| Brush Motor (W)             | 3x400                 |
| Traction Drive (W)          | 600                   |
| Brush (MM)                  | 3x300                 |
| Pad (MM)                    | 3x300                 |
| Scrub Widths (MM)           | 650 / 750 / 850       |
| Brush Speed (RPM)           | 50 / 100 / 150 / 200  |
| Drive Speed (KM/h) (Max)    | 7                     |
| NET Weight (KG) 300 / 400Ah | 500.0 / 566.0         |
| Power Volts (V / Ah 300)    | 6x12 (24)             |
| Power Volts (V / Ah 400)    | 8x12 (24)             |
| Runtime (HR) (Ah 300 / 400) | 3.5 / 4.5             |
| Recharge Time (HR)          | 8-12                  |
| Dimensions WxLxH            | 1054x1676x1425        |



# Brushes and Pad Drives

Careful selection of quality brushes and pads will ensure your FloorCare machine always operates at its best.



**1 Polyscrub Brush**  
General scrubbing duties suitable for most floor types.



**2 Nyloscrub Brush**  
Suitable for when lighter scrubbing is required.



**3 Union Mix Polish Brush**  
Ideal for polishing uses a well-proven mix of high quality bristles for optimum results.



**4 Long-life Scrubbing Brush**  
Can provide extended cleaning life in comparison to standard scrubbing brushes. Suitable for general scrubbing.



**5 Long-life Light Scrubbing Brush**  
Can provide extended cleaning life in comparison to alternative light scrubbing brushes. Suitable for light scrubbing and polishing.




**6 Nyloscrub Cylinder / Long-life Cylinder Brush**  
Replacement cylinder brushes for TT1535G available in two material specifications.



**7 Floortec Heavy Duty Scrubbing / Stripping Brush**  
Can provide extended cleaning life in comparison to alternative heavy duty scrubbing brushes. Suitable for heavy duty scrubbing.



**8 PadLoc Drive Board**  
A simple, effective and easy to use system. Pads are located securely and perfectly centred every time. Suitable for general use.



**9 NuLoc2 Drive Board**  
Alternative to PadLoc that may be required when using a rotary machine in certain circumstances. Suitable for general use.



**10 High Speed Spider NuLoc2 Drive Board**  
Spider design specification provides optimum stability needed for 450rpm speed machines. NuLoc2 offers an alternative to PadLoc.



**11 Flexi NuLoc2 Drive Board**  
Flexi specification provides optimum stability needed for 300rpm speed machines. NuLoc2 offers an alternative to PadLoc.



**12 Porcupine Pad Holder**  
Can be used as an alternative pad drive board when required.



**13 NuShine Topline Speed Burnish Pad**  
Burnishing pad for use with NuShine HNS1550 (500mm). Supplied as pack of 5.



**14 NuPad Green**  
Heavy-duty cleaning pad for hard floors. Suitable for general daily cleaning jobs. Removes dirt and scuff marks. Supplied as pack of 5.



**15 NuPad Red**  
General use floor cleaning pad for hard floors. Suitable for light and daily cleaning jobs. Removes light dirt and scuff marks. Supplied as pack of 5.

## Specialised Brushes Rotary Machines Only



**16 Wire Scarifying Brush**  
Suitable for scarifying a range of floor surfaces, typically used in preparation of concrete flooring.



**17 Sandotex Disc Drive**  
Highly abrasive disc for use on rotary machine.



**18 Carbotex Grinding Disc**  
Carbon based discs provide high abrasive properties with long-life.



**19 Heavy Duty Scarifying Disc - Spirotex 6 Head**  
Heavy duty scarifying board fitted with 6 wire Spirotex heads.

| Type        | Image No.   | Description                                 | Brush / Pad Size mm | Part Number | Rotary Floor Cleaners                 |         |         |         |         |        | TwinTec |                    |  |                    | Ride-on / Vario    |         |         |         |         |        |         |  |
|-------------|---|---|---------------------|-------------|---------------------------------------|---------|---------|---------|---------|--------|---------|--------------------|--|--------------------|--------------------|---------|---------|---------|---------|--------|---------|--|
|             |   |   |                     |             | HFM1015 / HFM1515 / HFM1523 / NR1500S | HFM1530 | HFM1545 | HFT1530 | HNS1550 | NLL332 | TT1535G | TT1840 / TTB1840NX | TGB3045 / HGB3045 / TT40945G / TGB4045 | TT4055G / TGB4055T | TGB6055 / TGB6055T | TT6650G | TGB6672 | CRG6055 | CRG6072 | TRG720 | TTV678G |  |
| Brushes     | 1   | Polyscrub Brush                             | 330                 | 606033      |                                       |         |         |         |         |        |         |                    |  |                    |                    |         |         |         |         |        |         |  |
|             |   |   | 370                 | 903449      |                                       |         |         |         |         |        |         |                    |  |                    |                    |         |         |         |         |        |         |  |
|             |   |   | 400                 | 606105      |                                       |         |         |         |         |        |         |                    |  |                    |                    |         |         |         |         |        |         |  |
|             |   |   | 450                 | 606203      |                                       |         |         |         |         |        |         |                    |  |                    |                    |         |         |         |         |        |         |  |
|             |   |   | 550                 | 606028      |                                       |         |         |         |         |        |         |                    |  |                    |                    |         |         |         |         |        |         |  |
|             | 2   | Nyloscrub Brush                             | 330                 | 606556      |                                       |         |         |         |         |        |         |                    |  |                    |                    |         |         |         |         |        |         |  |
|             |   |   | 370                 | 903994      |                                       |         |         |         |         |        |         |                    |  |                    |                    |         |         |         |         |        |         |  |
|             |   |   | 450                 | 606204      |                                       |         |         |         |         |        |         |                    |  |                    |                    |         |         |         |         |        |         |  |
|             |   |   | 550                 | 606550      |                                       |         |         |         |         |        |         |                    |  |                    |                    |         |         |         |         |        |         |  |
|             |   |   | 650                 | 606554      |                                       |         |         |         |         |        |         |                    |  |                    |                    |         |         |         |         |        |         |  |
|             | 3   | Union Mix Polish Brush                      | 330                 | 606104      |                                       |         |         |         |         |        |         |                    |  |                    |                    |         |         |         |         |        |         |  |
|             |   |   | 400                 | 606102      |                                       |         |         |         |         |        |         |                    |  |                    |                    |         |         |         |         |        |         |  |
|             |   |   | 450                 | 606202      |                                       |         |         |         |         |        |         |                    |  |                    |                    |         |         |         |         |        |         |  |
|             | 4   | Longlife Brush                              | 370                 | 606302      |                                       |         |         |         |         |        |         |                    |  |                    |                    |         |         |         |         |        |         |  |
| 450         |   |   | 606306              |             |                                       |         |         |         |         |        |         |                    |  |                    |                    |         |         |         |         |        |         |  |
| 550         |   |   | 606551              |             |                                       |         |         |         |         |        |         |                    |  |                    |                    |         |         |         |         |        |         |  |
| 650         |   |   | 606555              |             |                                       |         |         |         |         |        |         |                    |  |                    |                    |         |         |         |         |        |         |  |
| 1           | Octo Polyscrub Brush                                      | 300   | 606152              |             |                                       |         |         |         |         |        |         |                    |  |                    |                    |         |         |         |         |        |         |  |
| 2           | Octo Nyloscrub Brush                                      | 300   | 606151              |             |                                       |         |         |         |         |        |         |                    |  |                    |                    |         |         |         |         |        |         |  |
| 4           | Octo Long-life Brush (green)                              | 300   | 606153              |             |                                       |         |         |         |         |        |         |                    |  |                    |                    |         |         |         |         |        |         |  |
| 5           | Octo Long-life Brush (red)                                | 300   | 606327              |             |                                       |         |         |         |         |        |         |                    |  |                    |                    |         |         |         |         |        |         |  |
| 5           | Long-life Light Scrubbing Brush (red)                     | 370   | 606303              |             |                                       |         |         |         |         |        |         |                    |  |                    |                    |         |         |         |         |        |         |  |
| 450         |   | 606307                                      |                     |             |                                       |         |         |         |         |        |         |                    |  |                    |                    |         |         |         |         |        |         |  |
| 550         |   | 901050                                      |                     |             |                                       |         |         |         |         |        |         |                    |  |                    |                    |         |         |         |         |        |         |  |
| N/A         | Long-life High Lustre Polishing Brush (blue) (HFM / NR)   | 450   | 606308              |             |                                       |         |         |         |         |        |         |                    |  |                    |                    |         |         |         |         |        |         |  |
| 6           | 1535 Nyloscrub Cylinder Brush                             |   | 606225              |             |                                       |         |         |         |         |        |         |                    |  |                    |                    |         |         |         |         |        |         |  |
| 6           | 1535 Floortec Cylinder Brush                              |   | 606226              |             |                                       |         |         |         |         |        |         |                    |  |                    |                    |         |         |         |         |        |         |  |
| 7           | Floortec Heavy Duty Scrubbing / Stripping Brush (black)   | 450   | 606305              |             |                                       |         |         |         |         |        |         |                    |  |                    |                    |         |         |         |         |        |         |  |
| PadLoc      | 8   | PadLoc Drive Board (black)                  | 360                 | 606400      |                                       |         |         |         |         |        |         |                    |  |                    |                    |         |         |         |         |        |         |  |
|             |   |   | 400                 | 606401      |                                       |         |         |         |         |        |         |                    |  |                    |                    |         |         |         |         |        |         |  |
|             |   |   | 500                 | 606403      |                                       |         |         |         |         |        |         |                    |  |                    |                    |         |         |         |         |        |         |  |
|             |   |   | 600                 | 606404      |                                       |         |         |         |         |        |         |                    |  |                    |                    |         |         |         |         |        |         |  |
|             | Octo PadLoc Drive Board                                   | 300   | 606406              |             |                                       |         |         |         |         |        |         |                    |  |                    |                    |         |         |         |         |        |         |  |
| 9           | Flexi PadLoc Drive Board for 300rpm                       | 400   | 606411              |             |                                       |         |         |         |         |        |         |                    |  |                    |                    |         |         |         |         |        |         |  |
| 10          | High Speed Spider PadLoc Drive Board for 450rpm (HFM1545) | 400   | 606412              |             |                                       |         |         |         |         |        |         |                    |  |                    |                    |         |         |         |         |        |         |  |
| NuLoc2      | 9   | NuLoc2 Drive Board                          | 360                 | 900524      |                                       |         |         |         |         |        |         |                    |  |                    |                    |         |         |         |         |        |         |  |
|             |   |   | 400                 | 900525      |                                       |         |         |         |         |        |         |                    |  |                    |                    |         |         |         |         |        |         |  |
|             |   |   | 500                 | 900526      |                                       |         |         |         |         |        |         |                    |  |                    |                    |         |         |         |         |        |         |  |
|             |   |   | 600                 | 900717      |                                       |         |         |         |         |        |         |                    |  |                    |                    |         |         |         |         |        |         |  |
|             |   | Octo NuLoc2 Drive Board                     | 300                 | 900719      |                                       |         |         |         |         |        |         |                    |  |                    |                    |         |         |         |         |        |         |  |
| N/A         | NLL Pad Drive   | 330   | 606111              |             |                                       |         |         |         |         |        |         |                    |  |                    |                    |         |         |         |         |        |         |  |
| 10          | High Speed Spider NuLoc2 Drive Board for 450rpm (HFM1545) | 400   | 606078              |             |                                       |         |         |         |         |        |         |                    |  |                    |                    |         |         |         |         |        |         |  |
| 11          | Flexi NuLoc2 Drive Board for 300rpm (HFM / NR)            | 400   | 900528              |             |                                       |         |         |         |         |        |         |                    |  |                    |                    |         |         |         |         |        |         |  |
| Other       | 12  | Porcupine Pad Holder                        | 400                 | 606700      |                                       |         |         |         |         |        |         |                    |  |                    |                    |         |         |         |         |        |         |  |
|             | 13  | NuShine Topline Speed Burnish Pad Pack of 5 | 500                 | 901622      |                                       |         |         |         |         |        |         |                    |  |                    |                    |         |         |         |         |        |         |  |
| NuPad       | 14  | NuPad Green Pack of 5                       | 355                 | 913228      |                                       |         |         |         |         |        |         |                    |  |                    |                    |         |         |         |         |        |         |  |
|             | 15  | NuPad Red Pack of 5                         | 355                 | 913226      |                                       |         |         |         |         |        |         |                    |  |                    |                    |         |         |         |         |        |         |  |
| Specialised | 16  | Wire Scarifying Brush                       | 400                 | 606207      |                                       |         |         |         |         |        |         |                    |  |                    |                    |         |         |         |         |        |         |  |
|             | 17  | Sandotex Disc Drive                         | 400                 | 606209      |                                       |         |         |         |         |        |         |                    |  |                    |                    |         |         |         |         |        |         |  |
|             | 18  | Carbotex Grinding Disc                      | 400                 | 606208      |                                       |         |         |         |         |        |         |                    |  |                    |                    |         |         |         |         |        |         |  |
|             | 19  | Heavy Duty Scarifying Disc Spirotex 6-head  | 400                 | 606211      |                                       |         |         |         |         |        |         |                    |  |                    |                    |         |         |         |         |        |         |  |

Guidance only - Each application should be assessed before selection of brush / pad. Specification subject to change without prior notice. ■ Supplied with standard machine



## Using genuine Numatic accessories will ensure you achieve the best results from your FloorCare machine.

Each accessory is developed with professional cleaners in mind, good quality design makes all the difference when a task is repeated day after day.

### Hurricane and NuSpeed Accessories



HFT / HFM Solution Tank PN:606890



NR Solution Tank PN:606084



NLL Solution Tank PN:606101



HFM / NPR Dustrol Kit (Grey) PN:906412

HNS1550 Dustrol Kit (Grey) PN:906414

NR Dustrol Kit (Grey) PN:606056

HFM / NR Dustrol Control Brush Ring (Also Standard With Dustrol Kits) PN:606079



HNS / HFM Micro HEPA Filter Dustrol Kit (Grey) PN:913060

NR Micro HEPA Filter Dustrol Kit (Grey) PN:913061



NR Optional Spraytec Kit PN:606054

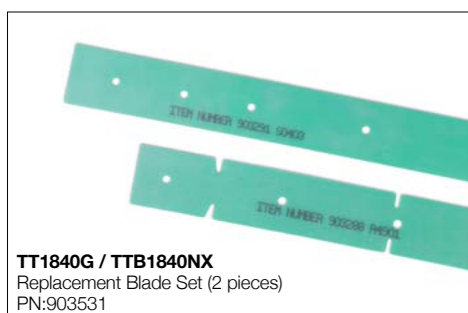
HFM / HNS Optional Spraytec Kit PN:606325

NR 10kg Weight NR1500S PN:606113


HFM 10kg Weight HFM1500S / HFM1515 PN:606077




### TwinTec / Vario Blade Sets




TT1840G / TTB1840NX Replacement Blade Set (2 pieces) PN:903531



TT1535G Replacement Rubber Blade Set (4 pieces) PN:606057



TT1535G Optional Replacement Polyurethane Blade Set (4 pieces) PN:606091



Replacement Polyurethane Blade Set TGB3045 / HGB3045 / TT4045G / TGB4045 / CRG8055 / CRG8072 / TTV678G (805mm) PN:900518 TT4055G / TGB4055 / TGB6055 / TGB8572 (944mm) PN:900519 TTV678G / (1053mm) PN:900520

Look out for the logo to make sure you're getting **Genuine Numatic BLADES**



### TwinTec / Vario Floor Tools



Plastic Floor Tool Polyurethane TT / TTB Blade PN:903532



Aluminium Floor Tool Adjustable wheels & green polyurethane blades included TGB3045 / HGB3045 / TT4045G / TGB4045 / CRG8055 / CRG8072 / TTV678G (650) PN:904691 TT4055G / TGB4055 / TGB6055 / TGB8572 (750) PN:904699 TTV678G (850) PN:904694

### TwinTec / Vario Accessories



All TT / TGB Machines Wander Floor Kit (32mm) (Except TT / TTB1840NX) PN:607250



All TGB / TRG / TTV Machines Wander Floor Kit (38mm), TGB PN:606193, TRG / TTV PN:606182 (Except TT / TTB1840NX)



CRG Machines Wander Floor Kit (38mm), C/W fitting kit PN:903183



TTV678G 38mm Emptying Hose Extension PN:606186



TwinTec / Vario Emptying Hose Extension Kit PN:609100



TTV678G Battery LED Front Light Kit PN:606170



TwinTec / Vario Aluminium Floor Tool Wide Angle Adjustable Castor Plate Upgrade Kit PN:908027 (Black), 908028 (Red)



CRG Spray Mop Mounting Kit PN:903182



CRG / TRG / TTV Caddy Kit (Red) CRG PN:902505 (shown above) TRG / TTV PN:902739



TRG / TTV Replacement Seat Cover PN:604053



Cable Roll Extension for Mains Machines 20m Cable Roll Extension UK PN:612002 20m Cable Roll Extension EUR PN:612003



NX300 Battery NX300 Battery PN:909996 NX300 Charging Dock PN:911334 NX300 Mains Cable for Charging Dock: UK PN:912365 AUS/NZ PN:912360 EURO PN:912361 N. AMERICA PN:912362 S.AFRICA PN:912363 SWISS PN:912364 JPN PN:913041



**Head Office**  
**Numatic International Limited**  
Chard, Somerset TA20 2GB UNITED KINGDOM

Tel: 01460 68600 numatic.com

**Numatic International S.A.S**  
13/17 rue du Valengelier  
EAE la Tuilerie, 77500 Chelles  
FRANCE

Tel: 01 64 72 61 61  
numatic.fr

**Numatic International (Pty.) Ltd.**  
16th & Pharmaceutical Roads  
Midrand, Gauteng, S.A. 1685  
SOUTH AFRICA

Tel: 0861 686 284  
numatic.co.za

**Numatic International GMBH**  
Fränkische Straße 15-19,  
30455 Hannover  
DEUTSCHLAND

Tel: 05 11 98 42 16 0  
numatic.de

**Numatic International**  
**Schweiz AG.**  
Sihlbruggstrasse 3A  
6340 Baar  
SCHWEIZ

Tel: 041 768 07 60  
numatic.ch

**Numatic International ULDA**  
Rua da Boa Viagem, 177  
4470 - 210 Moreira Maia  
PORTUGAL

Tel: 351 220 047 700  
numatic.pt

**Numatic International BV**  
Vennootsweg 15  
2404 CG, Alphen aan den Rijn  
NEDERLAND

Tel: 0172 467 999  
numatic.nl

**Numatic International SLU**  
La Forja, 41, 08840  
Viladecans, Barcelona  
SPAIN

Tel: 34 936 472 222  
numatic.es

# Numatic